



## Wasp 1000



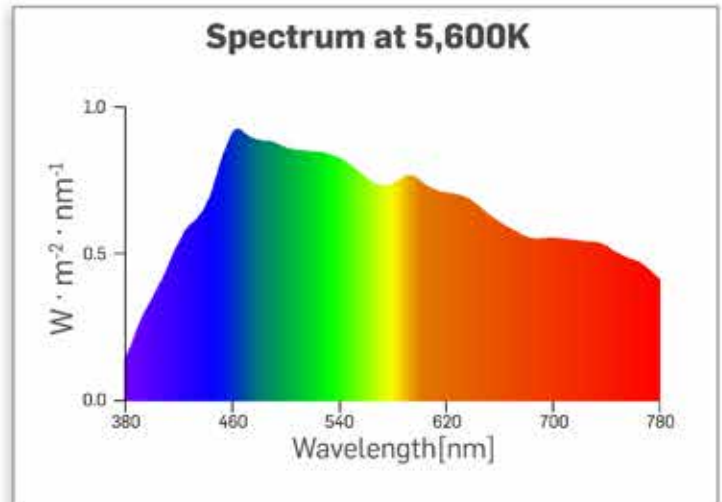
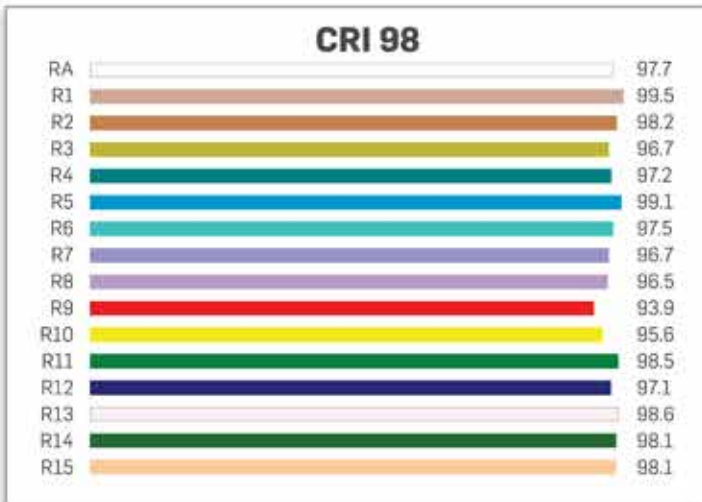
**SMARTER IMAGING FOR BETTER LIVES**

Perth: 08 9242 5411 Melbourne: 03 9384 1775  
Sydney: 02 9905 5551

Email: [sales@adeptturnkey.com.au](mailto:sales@adeptturnkey.com.au)  
Web: [www.adept.net.au](http://www.adept.net.au)

Hive's Wasp 1000 is the brightest light you can plug into any wall socket. It is safe to use on a standard U.S. 15Amp circuit, requiring only 9.5Amps. Two Wasp 1000s can be plugged into a 120V 20 Amp circuit. The Wasp 1000 has a full spectrum 98 CRI with electronic dimming control. Like all Hive Lighting products, the Wasp 1000 is completely flicker free at any frame rate, shutter angle or combination, making it the perfect light for all slow motion "high speed" production.

Hive Lighting's Wasp 1000 pairs a single point source 1000W plasma bulb with a mirror coated parabolic reflector to create a tight powerful beam, perfect for high output, long throw applications as well as being used with diffusion, soft boxes, bounce cards and reflectors. The Wasp 1000 has comparable output to 1,800 watt and 2,500 watt HMI lights or up to 10,000 watts of Tungsten. At fifty feet away the Wasp 1000 provides an F16 at spot and an F4/5.6 at flood for a camera with an 800 ISO.



The Wasp 1000 weighs only 21.5 lbs. in the head, and uses standard 13.5" accessories. The Wasp 1000 is 15.5" x 14" x 14" including the reflector. The Wasp 1000 has a dual "baby" receiver / "junior" pin and can be used on stands with a 16mm (5/8") "baby" pin or a 28.5mm (1 1/8") junior receiver. Included in the kit is a 4 HDP Lens Set, a 5 Piece Scrim Set, a 4 Leaf Barn Door, and a 32ft. (10m) Header Cable and AC Power Supply.





PLASMA IS LIGHT

## WASP 1000 PLASMA PAR KIT

- 1000 Watt Plasma Bulb
- Head Unit
- AC 1000W Power Supply
- 32 foot (10m) Header Cable
- 12 Degree Parabolic Reflector
- Accessory Mounting Ring
- 4 HDP Lens Set with Bag
- 5pc 13.5" Scrim Set with Bag
- 13.5" Barn Doors

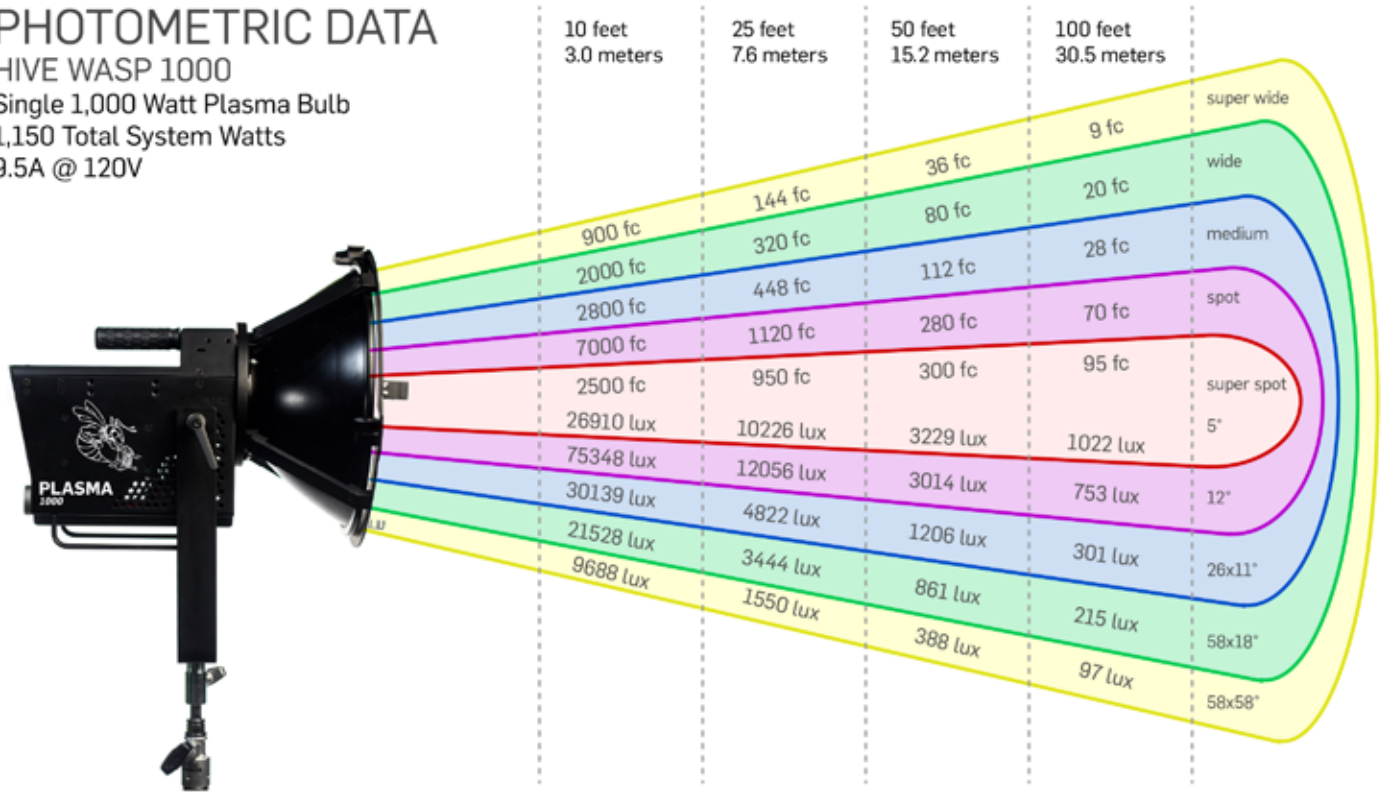


## WASP 1000 FEATURES

- 1000 Watt Plasma Bulb (1,150 total system watts)
- 5X brighter than Hive's 250 Watt Plasma bulbs
- Equivalent to 2,500 watt HMI and 10,000 watt Tungsten
- Electronic dimming control
- 50,000 hour lifetime
- 100% flicker-free
- Single point source bulb
- 98 CRI and Full Spectrum

## PHOTOMETRIC DATA

HIVE WASP 1000  
 Single 1,000 Watt Plasma Bulb  
 1,150 Total System Watts  
 9.5A @ 120V



[www.adept.net.au](http://www.adept.net.au)

