



U3-3071SE-M-GL Rev.1.2 (AB12860)

In series

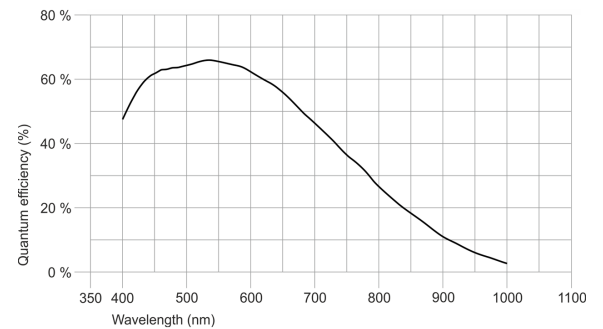
The model is in series and available for the long term.



Specification

Sensor

Sensor type	CMOS Mono
Shutter	Global Shutter
Sensor characteristic	Linear
Readout mode	Progressive scan
Pixel Class	3 MP
Resolution	3.15 Mpix
Resolution (h x v)	2048 x 1536 Pixel
Aspect ratio	4:3
ADC	12 bit
Color depth (camera)	12 bit
Optical sensor class	1/1.8"
Optical Size	7.066 mm x 5.299 mm
Optical sensor diagonal	8.83 mm (1/1.81")
Pixel size	3.45 μ m
Micro lens shift	0.00
Manufacturer	Sony
Sensor Model	IMX252LLR-C
Gain (master/RGB)	24x/4x
AOI horizontal	same frame rate
AOI vertical	increased frame rate
AOI image width / step width	264 / 8
AOI image height / step width	1 / 1
AOI position grid (horizontal/vertical)	8 / 1
Binning horizontal	same frame rate
Binning vertical	increased frame rate
Binning method	M/C automatic
Binning factor	2 / 4 / 8
Subsampling horizontal	same frame rate
Subsampling vertical	same frame rate
Subsampling method	M/C automatic
Subsampling factor	2, 4, 8



Subject to technical modifications (2023-12-14)

Model

Frame rate freerun mode (in 8-bit mode)	114 fps
Frame rate trigger (continuous)	114 fps
Frame rate trigger (maximum)	117 fps
Exposure time (minimum - maximum)	0.036 ms - 2000 ms
Long exposure (maximum)	90000 ms
Power consumption	1.7 W - 3.4 W
Image memory	128 MB

Ambient conditions

The temperature values given below refer to the outer device temperature of the camera housing.
For PCB versions, refer to the separate hints in the respective documentation.

Device temperature during operation	0 °C - 55 °C / 32 °F - 131 °F
Device temperature during storage	-20 °C - 60 °C / -4 °F - 140 °F
Humidity (relative, non-condensing)	20 % - 80 %

Connectors

Interface connector	USB Type-C
I/O connector	8-pin Hirose connector (HR25-7TR-8PA(73))
Power supply	USB cable

Pin assignment I/O connector

1	Ground (GND)
2	Flash output with optocoupler (-) - Line 1
3	General Purpose I/O (GPIO) 1, 3.3 V - Line 2
4	Trigger input with optocoupler (-) - Line 0
5	Flash output with optocoupler (+) - Line 1
6	General Purpose I/O (GPIO) 2, 3.3 V - Line 3
7	Trigger input with optocoupler (+) - Line 0
8	Output supply voltage, 5 V (100 mA)



Design

Lens Mount	C-Mount
IP code	-
Dimensions H/W/L	34.0 mm x 44.0 mm x 31.0 mm
Mass	47 g

Features

Image Acquisition	Freerun	✓
	Software trigger	✓
	Hardware trigger	✓
	Trigger controlled exposure	✓
	Denoisier	✓
	Long exposure	✓
	Line scan	✓
	Line scan highspeed	-
Flashing	Flashing	✓
	PWM flashing	✓

Image Adjustments	Auto exposure	✓
	Auto gain	✓
	Auto whitebalance	-
	Color correction	-
	Gamma	✓
	LUT	✓
	Mirror/flip	X/Y
On-board Image Processing	Pixel formats	Mono8 Mono10 Mono10p Mono12 Mono12p
	Region of interest	✓
	Decimation (FPGA)	✓
	Decimation (Sensor)	-
	Binning (FPGA)	✓
	Binning (Sensor)	1x2 Increases frame rate.
Others	Chunks	✓
	Sequencer	✓
	Events	✓
	Firmware update	✓
	1st supported firmware version	2.20.17746