

❖ CM-200 MCL / CB-200 MCL Progressive Scan



- *Compact series 1/1.8" progressive scan camera*
- *Monochrome and Bayer mosaic color versions*
- *1624 (h) x 1236 (v) pixels active area*
- *4.4µm square pixels*
- *25 frames/second with full resolution in continuous operation*
- *Up to 24 frames/second with external trigger and full resolution*
- *Up to 89 frames/second with partial scan*
- *48 frames/second with vertical binning (CM-200 MCL only)*
- *Shutter speed from 32 µs to 2 sec. using Pulse Width Control*
- *Programmable exposure from 64 µs to 40 ms*
- *Pre-select and Pulse width trigger modes*
- *LVAL-synchronous/-asynchronous operation (auto-detect)*
- *Power over CL (PoCL) version available*
- *Auto-iris lens video output allows a wider range of light*
- *10 or 8-bit output*
- *Setup by Windows NT/2000/XP via serial communication*



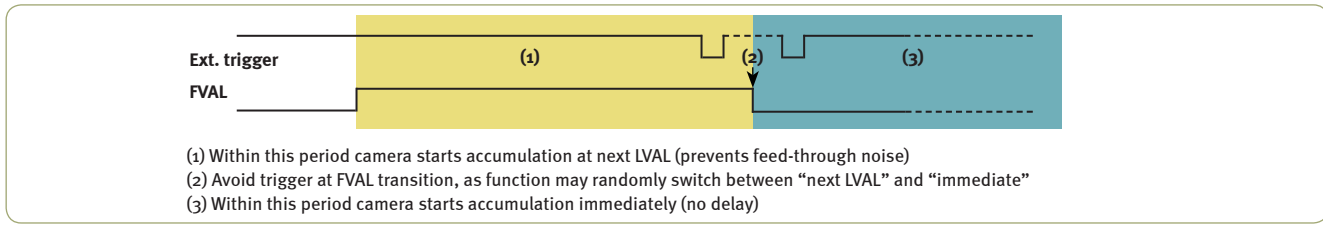
Specifications for CM-200 MCL / CB-200 MCL

Specifications	CM-200 MCL / CB-200 MCL
Sensor	1/1.8" progressive scan CCD
Pixel Clock	65 MHz
Frame rate full frame	24.98 frames/sec. (1251 lines per frame)
Active area	7.13 (h) x 5.44 (v) mm
Cell size	4.4 (h) x 4.4 (v) μm
Active pixels	1624 (h) x 1236 (v)
Color (CB-200 MCL)	Raw Bayer output for host-based interpolation
Read-out modes	
Full	1624 (h) x 1236 (v) 24.98 fps
1/2 partial scan	1624 (h) x 712(v) 43.89 fps
1/4 partial scan	1624 (h) x 448 (v) 69.75 fps
1/8 partial scan	1624 (h) x 316 (v) 98.89 fps
2/3 partial scan	1624 (h) x 888 (v) 35.19 fps
Vertical binning	1624 (h) x 627 (v) 48.87 fps*
	*NOTE: CM-200MCL only
Sensitivity (CM-200 MCL)	0.25 Lux (On sensor, Max. gain, Shutter OFF, 50% video)
Sensitivity (CB-200 MCL)	0.8 Lux (On sensor, Max. gain, Shutter OFF, 50% video)
S/N ratio	>50dB (0 dB gain)
Video output	8 or 10 bit in Mini-CL
Auto-iris lens video	0.7 Vp-p
Gain	Manual, -3dB to +12dB
Synchronization	Int. X-tal or ext. trigger
Inputs	Camera Link TTL Ext. trigger, LVDS (CC 1) Ext. trigger 4V ±2V
Outputs	Camera Link TTL Clk., FVAL, LVAL, Data, EEN XEEN
Trigger modes	Pre-select, Pulse Width
Electronic shutter	
Pre-set shutter	1/24 to 1/10,000 in 10 steps
Programmable exposure	2L (64μs) to 1052L (40ms) in 1L steps
Pulse Width Control	32μs to 2 sec.
Accumulation	Auto-detect LVAL-synchr. / asynchr.
Control interface	Mini-CL serial communication
Functions controlled by serial communication	Shutter, Trigger mode, Readout mode, Trigger Polarity, Black level, Gain,
Indicators on rear panel	LED for power and trigger input
Operating Temperature	-5°C to +45°C
Humidity (operation)	20 - 90% non-condensing
Storage temp./humidity	-25°C to +60°C / 20 to 90%
Vibration	10G (20Hz to 200 Hz XYZ)
Shock	70G
Regulations	CE (EN 61000-6-2, EN-61000-6-3), FCC part 15 class B, RoHS/WEEE
Power	12V DC ±10% 3 W
Lens mount	C-mount
Dimensions (H x W x L)	29 x 44 x 66 mm
Weight	120 g

Ordering Information

CM-200 MCL 1/1.8" Monochrome Progressive Scan Camera
 CB-200 MCL 1/1.8" Bayer Mosaic Color Progressive Scan Camera

FVAL auto-detect trigger function (next LVAL or immediate)



Connector pin-out

DC In / Trigger

HIROSE HR10A-10R-12PB-01

Pin	1	2	3	4	5	6	7	8	9	10	11	12
Signal	Ground	+12V DC	Ground	Auto Iris lens video output	Ground	N/C	N/C	Ground	XEEN out	Trigger in*	+12V DC	Ground

Mini-CL interface

Pin	Signal	Function
1 14	GND	-
2 15	+/-Tx0	CL Data
3 16	+/-Tx1	CL Data
4 17	+/-Tx2	CL Data
5 18	+/-Txclk	CL clk
6 19	+/-Tx3	CL Data
7 20	SerTC+/SerTC-	Serial in
8 21	SerTFG+/SerTFG-	Serial out
9 22	CC1-/CC1+	Ext. trig*
10 23	CC2-/CC2+	Not used
11 24	CC3-/CC3+	Not used
12 25	CC4-/CC4+	Not used
13 26	GND	-

For PoCL version pins 1 and 26 are used for +12V
 *) in Mini-CL or 12-pin Hirose

Dimensions

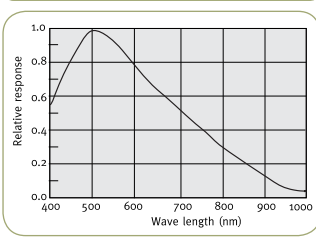
Front view

Side view

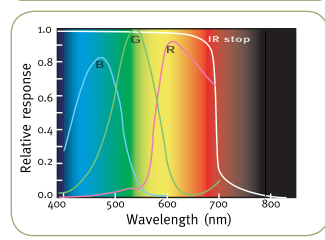
Bottom view

Rear view

Spectral Response CM-200 MCL



Spectral Response CB-200 MCL



Europe, Middle East & Africa
 Phone +45 4457 8888
 Fax +45 4491 8880

Asia Pacific
 Phone +81 45 440 0154
 Fax +81 45 440 0166

Americas
 Phone (Toll-Free) 1 800 445 5444
 Phone +1 408 383 0300



Visit our web site on www.jai.com

See the possibilities

Company and product names mentioned in this database are trademarks or registered trademarks of their respective owners. IAI AS cannot be held responsible for any technical or typographical errors and reserves the right to make changes to products and documentation without prior notification.