

❖ TM-1327 GE / TMC-1327 GE

Progressive Scan CCD



- 2/3" progressive scan IT CCD (ICX285AL/ICX285AQ)
- 1392(H) x 1040(V) @ 30 fps
- 6.45 μm square pixels
- Compact 51 x 51 x 85 mm housing
- High speed point-to-point connection, up to 1Gbps
- Gigabit Ethernet output (8-bit/10-bit selectable)
- Maximum dynamic range control through built-in look-up table (8-bit only)
- User-definable variable partial scan
- Full-frame shutter to 1/21,000 sec.
- Asynchronous reset, no-delay shutter
- High gain CCD output and near IR sensitivity
- Extensive software developer's kit (SDK)
- Monochrome or color

GIG[™]
VISION



a.e.s

adept
electronic solutions

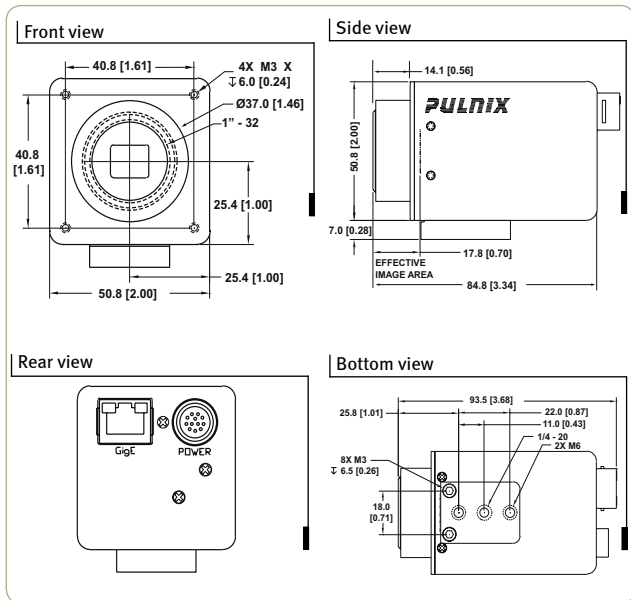
The Machine Vision and
Imaging Specialists

Perth: +61 (08) 9242 5411
Sydney: +61 (02) 9979 2599
Melbourne: +61 (03) 9555 5621
Email: adept@adept.net.au
Web: <http://www.adept.net.au>

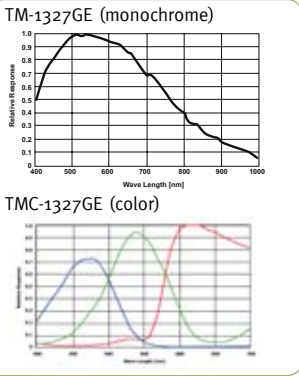
Specifications for TM-1327GE/TMC-1327GE

Specifications		TM-1327GE/TMC-1327GE
Sensor		2/3" progressive scan interline transfer CCD
Active area		8.98mm x 6.71mm
Active pixels		1392 (H) x 1040 (V)
Cell size		6.45 μm x 6.45 μm
Readout mode		1392 (H) x 1040 (V) @ 30 Hz User-definable partial scan
Synchronization		Internal/External auto switch HD/VD, 4.0 Vp-p impedance 4.7K Ω VD= 30 Hz ± 5%, non-interlace HD=31.59 kHz ± 5%
Pixel clock		55.00 MHz
S/N ratio		>52 dB
Sensitivity	Mono Color	0.4 lux f=1.4 (no shutter) @ 30 fps, 3.2 lux f=1.4 (no shutter) @ 30 fps,
Video output		Gigabit Ethernet (8-bit/10-bit)
Color (RMC/TMC-1327 only)		Raw Bayer output for host-based interpolation
Gamma		Programmable LUT (Gamma 1.0 std)
Shutter speed (programmable)		1/30 to 1/21,000 in increments of 31.65 μs
Lens mount		C-mount (use 2/3" format lenses)
Power		12V DC ± 10%, 430 mA (typical at 25° C)
Operating temperture		-10° C to 50° C
Vibration		7 Grms (10 Hz to 2000 Hz) Random
Shock		70 G, 11 ms, half-sine
Dimensions (H x W x L)		51 mm x 51 mm x 85 mm
Weight		212 g (without tripod)

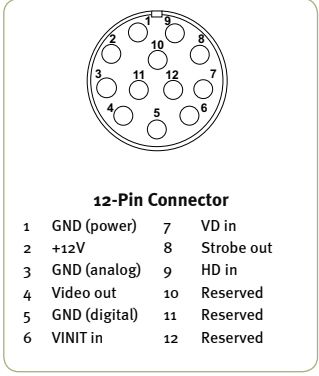
Dimensions



Spectral Response



Connector Pin-out



GUI Interface

A user-friendly graphical user interface (GUI), provided as part of the camera's extensive software development kit (SDK), allows users to control various camera functions, including:

- Shutter control for manual async. and pulse width control
- Gain control
- A/D reference voltage control
- Save settings
- Load settings
- Report settings
- LUT setting and graphic display
- Scanning mode selection and Option selections



The SDK also provides functions for controlling the grabbing of images, and configuring local I/Os, by means of an integrated API and a set of powerful C++ classes. Changes in the camera's acquisition modes automatically update the API for easy image acquisition. CPU usage is only a few percent, thanks to the TCP/IP offload engine.

Software available for download at www.jai.com

Ordering Information

Camera	
Lead Processing	TM-1327GE (mono), TMC-1327GE (color)
RoHS Compliant	RM-1327GE (mono), RMC-1327GE (color)
Optional Functions	
Internal IR Cut Filter Added	OP3-1
Optical Filter Removal	OP3-2 (color only)
Configure to 15 fps	OP7-5
Optional Accessories (must be ordered separately)	
Power Cable	12P-02S
Power Supply	PD-12UUP series (includes power connector)

Europe, Middle East & Africa Phone +45 4457 8888 Fax +45 4491 8880	Asia Pacific Phone +81 45 440 0154 Fax +81 45 440 0166	Americas Phone (Toll-Free) 1 800 445 5444 Phone +1 408 383 0300
---	---	--

Visit our web site on www.jai.com

jai[®]
 See the possibilities

Company and product names mentioned in this datasheet are trademarks or registered trademarks of their respective owners. JAI-A-S cannot be held responsible for any technical or typographical errors and reserves the right to make changes to products and documentation without prior notification. 10429 Rev B-05-14-2007